

## Presenter Disclosures

DAN HODGKINS AND DONNA STEPHENS

- (1) The following personal financial relationships with commercial interests relevant to this presentation existed during the past 12 months:

NO RELATIONSHIPS TO DISCLOSE

## Learning Well Evaluation

Academic Year 2007 – 2008

Indiana University

Bowen Research Center

Terrell W. Zollinger, Dr.P.H  
Robert M. Saywell, Jr., Ph.D., M.P.H  
Jennifer L. Custer, BA



## TOOLS FOR SUCCESS

- LEGAL INFRASTRUCTURE OF CONTRACTUAL AGREEMENTS
- STANDARDIZED DATA COLLECTION SYSTEM
- EVALUATION COMPONENT



## Evaluation Team

- Terrell W. Zollinger, Dr.P.H.
  - *Epidemiologist & Biostatistician*
- Robert M. Saywell, Jr., Ph.D., M.P.H.
  - *Health Economist*
- Jennifer L. Custer, BA
  - *Underserved Medicine Project Manager*



## Overview

**Learning Well Description  
Academic Year 2007 – 2008**

**Learning Well History  
Academic Years 2001 – 2008**



## Mission Statement

To improve the health, well-being and school performance of students in Marion County through improved access to integrated preventative and primary health care services provided by collaborative partnerships.






**Clinics Supported by Learning Well  
Academic Year 2007 – 2008**

**14 Nurse Practitioner Model Clinics**  
*(10 in 2001 – 2002 Academic Year)*

**44 Basic Health Services Model  
Clinics**  
*(0 in 2001 – 2002 Academic Year)*

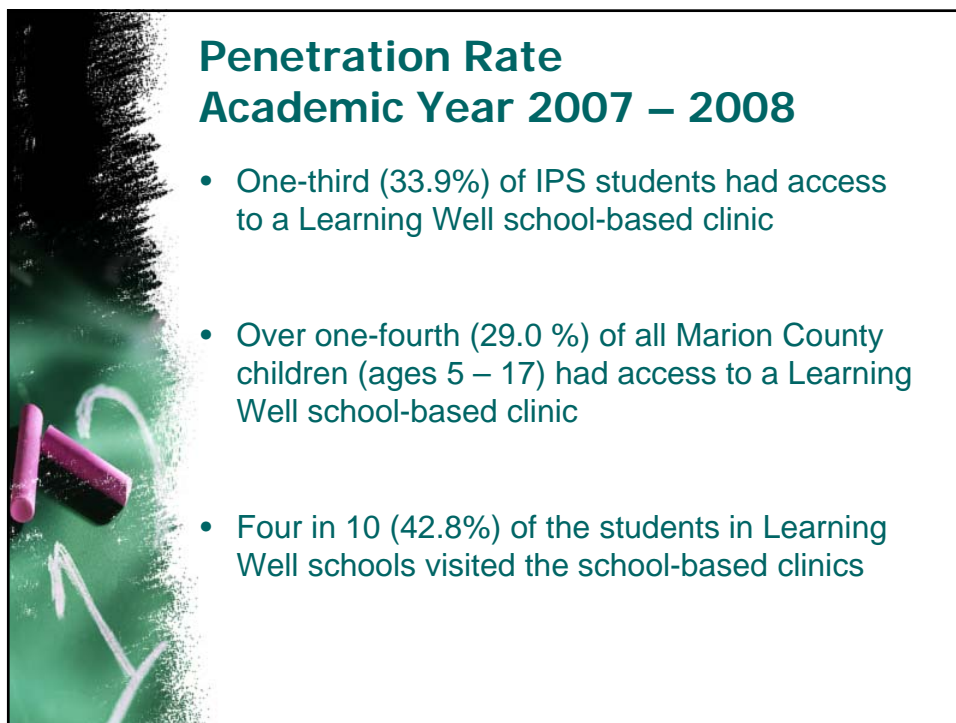
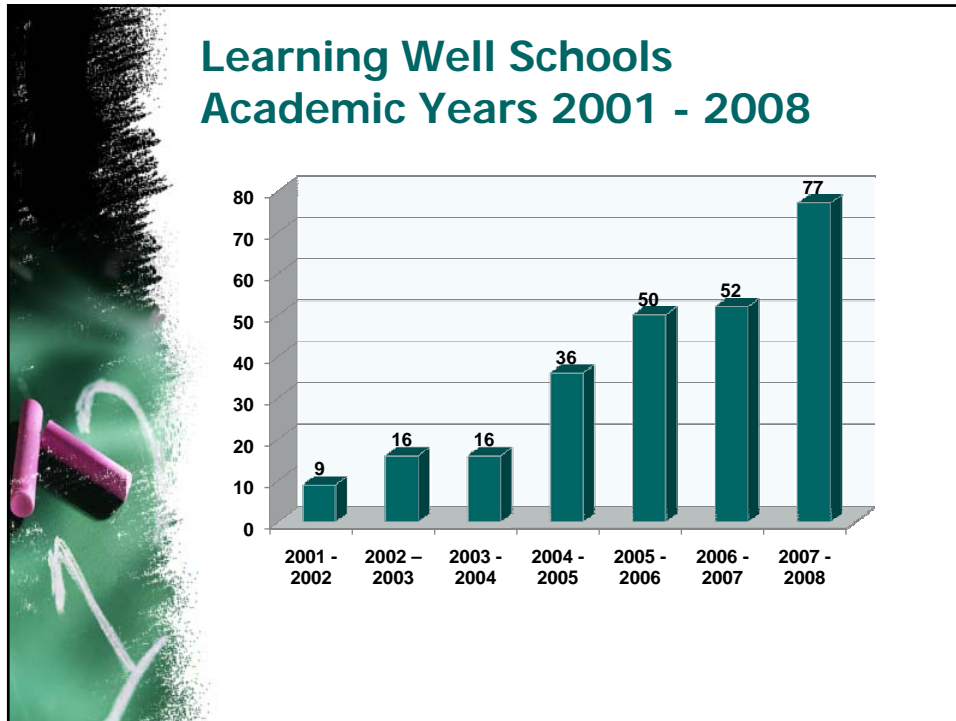
**19 Outreach Clinics (Feeder Schools)**



**Learning Well Schools: 77  
Academic Year 2007 – 2008**

<b>High Schools (4 in 2001)</b>	<b>Middle Schools (4 in 2001)</b>	<b>Elementary Schools (0 in 2001)</b>
• 1 (K – 12)*	• 1 (K – 12)*	• 1 (K – 12)*
• 14 (9 – 12)	• 2 (K – 8)*	• 2 (K – 8)*
• 4 (7 – 12)*	• 1 (K – 7)*	• 1 (K – 7)*
• 2 (6 – 12)*	• 6 (K – 6)*	• 6 (K – 6)*
• 1 (9 – 10)	• 1 (PK – 8)*	• 14 (K – 5)
• 1 (6 – 9)*	• 2 (PK – 6)*	• 1 (K – 4)
	• 4 (7 – 12)*	• 1 (1 – 5)
	• 1 (7 – 9)	• 1(2 – 3)
	• 5 (7 – 8)	• 2 (5 – 8)*
	• 2 (6 – 12)*	• 3 (5 – 6)*
	• 1 (6 – 9)*	• 2 (4 – 6)*
	• 6 (6 – 8)	• 1 (PK – 8)*
	• 2 (6)	• 2 (PK – 6)*
	• 2 (5 – 8)*	• 1 (PK – 5)
	• 3 (5 – 6)*	• 1 (PK – 1)
	• 2 (4 – 6)*	• 1 (PK)
		• 1 (PK – K)

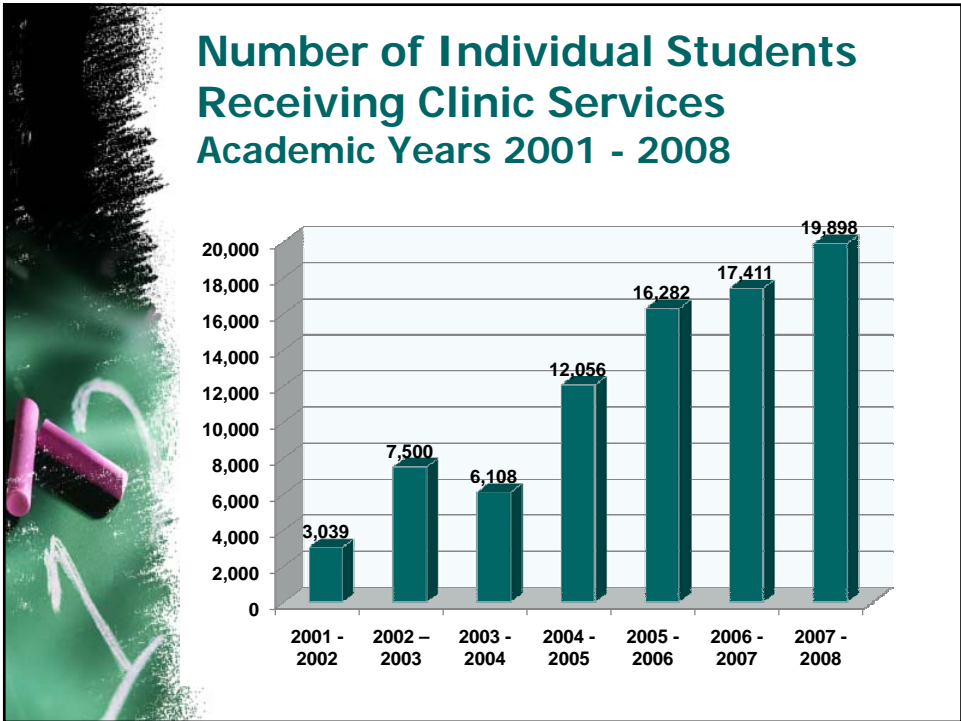
*Twelve schools have a combination of elementary, middle or high school and have been counted in each appropriate category*

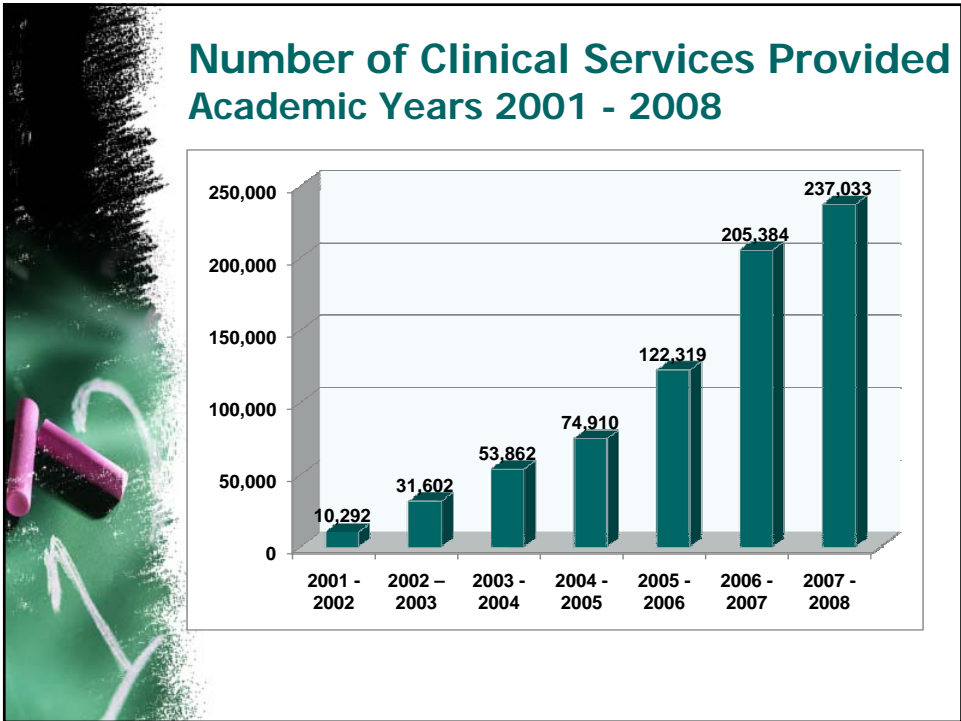
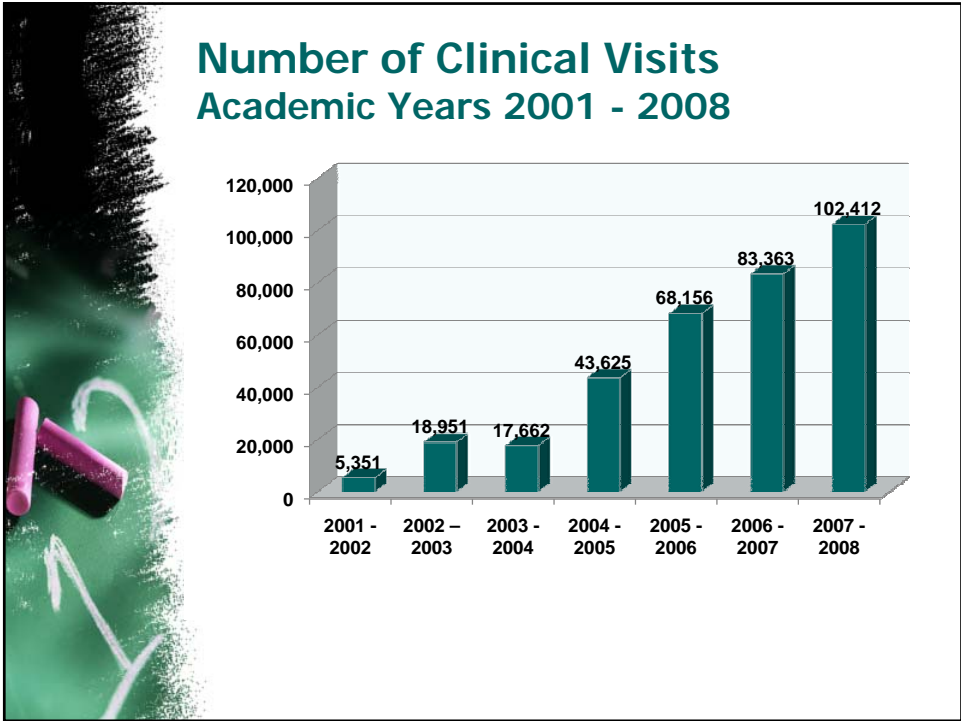


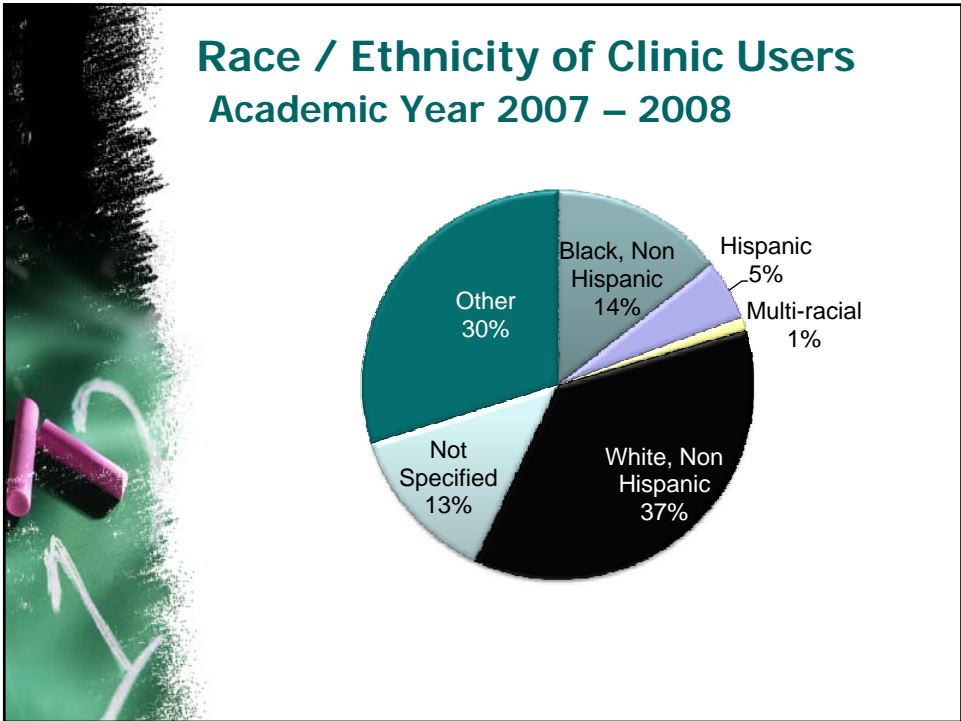
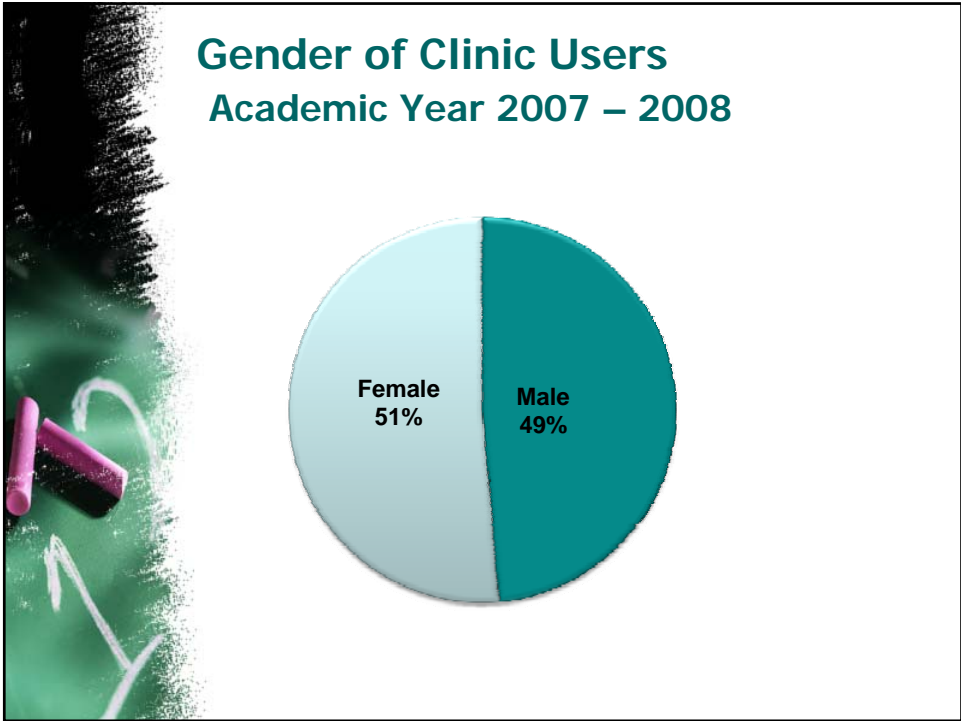


## Student Receiving Services Academic Year 2007 – 2008

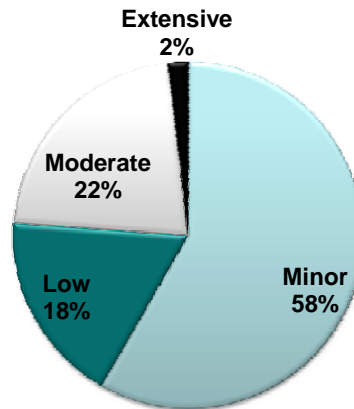
**19,898** students visited Learning Well  
School Based Health Centers **102,412**  
times and received **237,033** services







## Complexity of Clinic Visit 2007 – 2008 Academic Year




## Top Reasons for Clinic Visit 2007 – 2008 Academic Year

- Health Promotions Procedures & Counseling
- Screenings & Assessments
- Labs
- Procedures
  - Vision Screening
  - Peak Flow
  - Inhalation Aerosol Treatment
  - Ear Wax Removal
- Preventive & Risk Factor Counseling
- Mental & Behavioral Health Counseling



### Top 3 Health Promotion Procedures & Counseling Visits

- Health Promotions Procedures
  - ❖ Temperature
  - ❖ Cold Pack
  - ❖ Wound Cleaning / Bandaging
- Health Promotions Counseling
  - ❖ Health
  - ❖ Hygiene
  - ❖ Nutrition



### Top Three Immunizations, Referrals & Laboratory Services

Immunizations	Referrals
❖ Flu	❖ Primary Care
❖ HPV	❖ Vision
❖ Varicella	❖ Dental

### Laboratory Services

- ❖ Urinalysis (UA) Dip
- ❖ Rapid Strep Test
- ❖ Pregnancy Urine Test



## Plans for 2008-2009

- Conduct a needs assessment
- Identify additional outcome measures
- Review and update goals and objectives
- Conduct an evaluation of Learning Well
- Publish Findings



## DISCUSSION

- **GROUP DISCUSSION ON PRESENTATION**

**THANK YOU FOR YOUR  
PARTICIPATION!**